

Stars and Bars Poll

Mark whats correct.

- (A) ways to split n dollars among k : $\binom{n+k-1}{k-1}$
(B) ways to split k dollars among n : $\binom{k+n-1}{n-1}$
(C) ways to split 5 dollars among 3: $\binom{7}{5}$
(D) ways to split 5 dollars among 3: $\binom{5+3-1}{3-1}$

All correct.

CS70: On to probability.

Modeling Uncertainty: Probability Space

1. Key Points
2. Random Experiments
3. Probability Space

Poll

Mark whats correct.

- (A) |10 digit numbers| = 10^{10}
(B) | k coin tosses| = 2^k
(C) |10 digit numbers| = $9 * 10^9$
(D) | n digit base m numbers| = m^n
(E) | n digit base m numbers| = $(m-1)m^{n-1}$
(A) or (C)? (D) or (E)? (B) are correct.

Key Points

- ▶ Uncertainty does not mean “nothing is known”
- ▶ How to best make decisions under uncertainty?
 - ▶ Buy stocks
 - ▶ Detect signals (transmitted bits, speech, images, radar, diseases, etc.)
 - ▶ Control systems (Internet, airplane, robots, self-driving cars, schedule surgeries in a hospital, etc.)
- ▶ How to best use ‘artificial’ uncertainty?
 - ▶ Play games of chance
 - ▶ Design randomized algorithms.
- ▶ Probability
 - ▶ Models knowledge about uncertainty
 - ▶ Optimizes use of knowledge to make decisions

Refresh: Counting.

First Rule of counting: Objects from a sequence of choices:
 n_i possibilities for i th choice.
 $n_1 \times n_2 \times \dots \times n_k$ objects.

Second Rule of counting: If order does not matter.
Count with order. Divide by number of orderings/sorted object.
Typically: $\binom{n}{k}$.

Stars and Bars: Sample k objects with replacement from n .
Order doesn't matter. k stars $n-1$ bars.
Typically: $\binom{n+k-1}{k}$ or $\binom{n+k-1}{n-1}$.

Inclusion/Exclusion: two sets of objects.

Add number of each and then subtract intersection of sets.
Sum Rule: If disjoint just add.

Combinatorial Proofs: Identity from counting same in two ways.

Pascal's Triangle Example: $\binom{n+1}{k} = \binom{n}{k-1} + \binom{n}{k}$.

RHS: Number of subsets of $n+1$ items size k .

LHS: $\binom{n}{k-1}$ counts subsets of $n+1$ items with first item.

$\binom{n}{k}$ counts subsets of $n+1$ items without first item.
Disjoint – so add!

The Magic of Probability

Uncertainty: vague, fuzzy, confusing, scary, hard to think about.

Probability:

Precise, unambiguous, simple(!) way to reason about uncertainty.



Uncertainty = Fear




Probability = Serenity

Our mission: help you discover the serenity of Probability, i.e., enable you to think clearly about uncertainty.

Your cost: focused attention and practice on examples and problems.

Random Experiment: Flip one Fair Coin

Flip a **fair** coin: (One flips or tosses a coin)



- ▶ Possible outcomes: Heads (H) and Tails (T) (One flip yields either 'heads' or 'tails'.)
- ▶ Likelihoods: H : 50% and T : 50%

Random Experiment: Flip one Unfair Coin

Flip an **unfair** (biased, loaded) coin:



- ▶ Possible outcomes: Heads (H) and Tails (T)
- ▶ Likelihoods: H : $p \in (0, 1)$ and T : $1 - p$
- ▶ Frequentist Interpretation:
Flip many times \Rightarrow Fraction $1 - p$ of tails
- ▶ Question: How can one figure out p ? Flip many times
- ▶ Tautology? No: **Statistical regularity!**

Random Experiment: Flip one Fair Coin

Flip a **fair** coin:



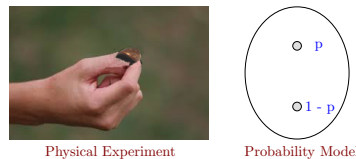
What do we mean by **the likelihood of tails is 50%**?

Two interpretations:

- ▶ Single coin flip: 50% chance of 'tails' [**subjectivist**]
Willingness to bet on the outcome of a single flip
- ▶ Many coin flips: About half yield 'tails' [**frequentist**]
Makes sense for many flips
- ▶ Question: Why does the fraction of tails converge to the same value every time? **Statistical Regularity! Deep!**


Random Experiment: Flip one Unfair Coin

Flip an **unfair** (biased, loaded) coin: model



Random Experiment: Flip one Fair Coin

Flip a **fair** coin: model



- ▶ The physical experiment is complex. (Shape, density, initial momentum and position, ...)
- ▶ The Probability model is simple:
 - ▶ A set Ω of **outcomes**: $\Omega = \{H, T\}$.
 - ▶ A **probability** assigned to each outcome: $Pr[H] = 0.5, Pr[T] = 0.5$.

Flip Two Fair Coins

- ▶ Possible outcomes: $\{HH, HT, TH, TT\} \equiv \{H, T\}^2$.
- ▶ Note: $A \times B := \{(a, b) \mid a \in A, b \in B\}$ and $A^2 := A \times A$.
- ▶ Likelihoods: 1/4 each.



Flip Glued Coins

Flips two coins glued together side by side:



- ▶ Possible outcomes: $\{HT, TH\}$.
- ▶ Likelihoods: $HT : 0.5, TH : 0.5$.
- ▶ Note: Coins are glued so that they show different faces.

Flip two Attached Coins

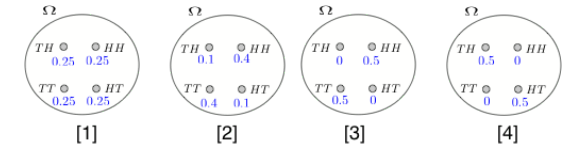
Flips two coins attached by a spring:



- ▶ Possible outcomes: $\{HH, HT, TH, TT\}$.
- ▶ Likelihoods: $HH : 0.4, HT : 0.1, TH : 0.1, TT : 0.4$.
- ▶ Note: Coins are attached so that they tend to show the same face, unless the spring twists enough.

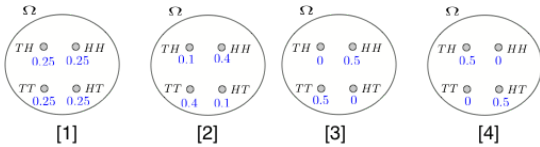
Flipping Two Coins

Here is a way to summarize the four random experiments:



- ▶ Ω is the set of *possible* outcomes;
- ▶ Each outcome has a *probability* (likelihood);
- ▶ The probabilities are ≥ 0 and add up to 1;
- ▶ Fair coins: [1]; Glued coins: [3], [4];
Spring-attached coins: [2];

Flipping Two Coins



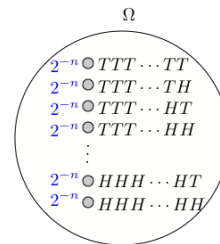
Important remarks:

- ▶ Each outcome describes the **two** coins.
- ▶ E.g., HT is **one** outcome of each of the above experiments.
- ▶ **Wrong** to think that outcomes are $\{H, T\}$ and that one picks twice from that set.
- ▶ Indeed, this viewpoint misses the relationship between the two flips.
- ▶ Each $\omega \in \Omega$ describes one outcome of the **complete** experiment.
- ▶ Ω and the probabilities specify the random experiment.

Flipping n times

Flip a **fair** coin n times (some $n \geq 1$):

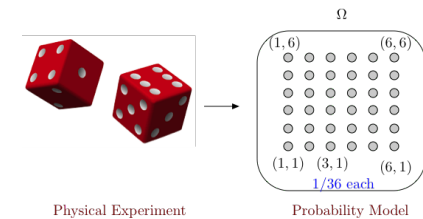
- ▶ Possible outcomes: $\{TT \dots T, TT \dots H, \dots, HH \dots H\}$.
Thus, 2^n possible outcomes.
- ▶ Note: $\{TT \dots T, TT \dots H, \dots, HH \dots H\} = \{H, T\}^n$.
 $A^n := \{(a_1, \dots, a_n) \mid a_1 \in A, \dots, a_n \in A\}$. $|A^n| = |A|^n$.
- ▶ Likelihoods: $1/2^n$ each.



Roll two Dice

Roll a **balanced** 6-sided die twice:

- ▶ Possible outcomes: $\{1, 2, 3, 4, 5, 6\}^2 = \{(a, b) \mid 1 \leq a, b \leq 6\}$.
- ▶ Likelihoods: $1/36$ for each.



Probability Space.

1. A "random experiment":

- (a) Flip a biased coin;
- (b) Flip two fair coins;
- (c) Deal a poker hand.

2. A set of possible outcomes: Ω .

- (a) $\Omega = \{H, T\}$;
- (b) $\Omega = \{HH, HT, TH, TT\}$; $|\Omega| = 4$;
- (c) $\Omega = \{A\heartsuit A\diamondsuit A\clubsuit A\spadesuit K\heartsuit, A\heartsuit A\diamondsuit A\clubsuit A\spadesuit Q\heartsuit, \dots\}$
 $|\Omega| = \binom{52}{5}$.

3. Assign a probability to each outcome: $Pr: \Omega \rightarrow [0, 1]$.

- (a) $Pr[H] = p, Pr[T] = 1 - p$ for some $p \in [0, 1]$
- (b) $Pr[HH] = Pr[HT] = Pr[TH] = Pr[TT] = \frac{1}{4}$
- (c) $Pr[A\heartsuit A\diamondsuit A\clubsuit A\spadesuit K\heartsuit] = \dots = 1/\binom{52}{5}$

Probability Space: formalism.

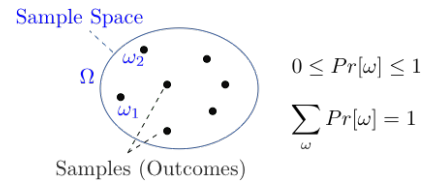
Ω is the **sample space**.

$\omega \in \Omega$ is a **sample point**. (Also called an **outcome**.)

Sample point ω has a probability $Pr[\omega]$ where

▶ $0 \leq Pr[\omega] \leq 1$;

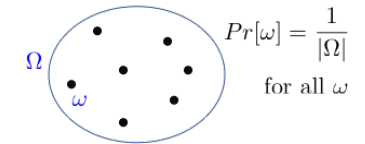
▶ $\sum_{\omega \in \Omega} Pr[\omega] = 1$.



Probability Space: Formalism.

In a **uniform probability space** each outcome ω is **equally probable**:
 $Pr[\omega] = \frac{1}{|\Omega|}$ for all $\omega \in \Omega$.

Uniform Probability Space

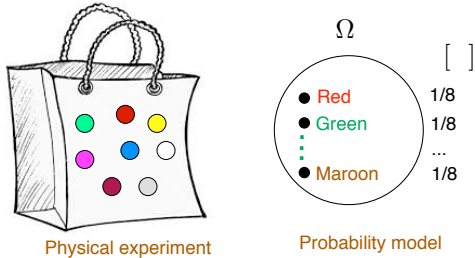


Examples:

- ▶ Flipping two fair coins, dealing a poker hand are uniform probability spaces.
- ▶ Flipping a biased coin is not a uniform probability space.

Probability Space: Formalism

Simplest physical model of a **uniform** probability space:



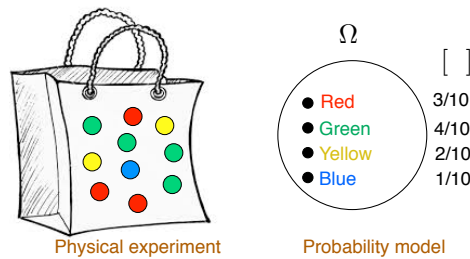
A bag of identical balls, except for their color (or a label). If the bag is well shaken, every ball is equally likely to be picked.

$$\Omega = \{\text{white, red, yellow, grey, purple, blue, maroon, green}\}$$

$$Pr[\text{blue}] = \frac{1}{8}.$$

Probability Space: Formalism

Simplest physical model of a **non-uniform** probability space:



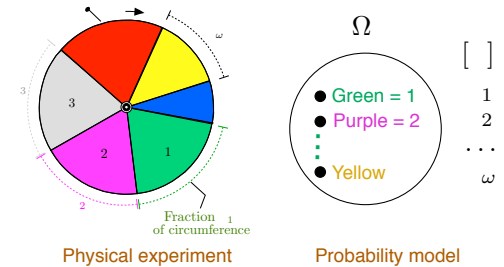
$$\Omega = \{\text{Red, Green, Yellow, Blue}\}$$

$$Pr[\text{Red}] = \frac{3}{10}, Pr[\text{Green}] = \frac{4}{10}, \text{ etc.}$$

Note: Probabilities are restricted to rational numbers: $\frac{N_i}{N}$.

Probability Space: Formalism

Physical model of a general **non-uniform** probability space:



The roulette wheel stops in sector ω with probability p_ω .

$$\Omega = \{1, 2, 3, \dots, N\}, Pr[\omega] = p_\omega.$$

An important remark

- ▶ The random experiment selects **one and only one** outcome in Ω .
- ▶ For instance, when we flip a fair coin **twice**
 - ▶ $\Omega = \{HH, TH, HT, TT\}$
 - ▶ The experiment selects *one* of the elements of Ω .
- ▶ In this case, it's **wrong** to think that $\Omega = \{H, T\}$ and that the experiment selects two outcomes.
- ▶ Why? Because this would not describe how the two coin flips are related to each other.
- ▶ For instance, say we glue the coins side-by-side so that they face up the same way. Then one gets *HH* or *TT* with probability 50% each. This is not captured by 'picking two outcomes.'

CS70: On to Events.

Events, Conditional Probability, Independence, Bayes' Rule

Today: Events.

Summary of Probability Basics

Modeling Uncertainty: Probability Space

1. Random Experiment
2. Probability Space: $\Omega; Pr[\omega] \in [0, 1]; \sum_{\omega} Pr[\omega] = 1$.
3. Uniform Probability Space: $Pr[\omega] = 1/|\Omega|$ for all $\omega \in \Omega$.

Onwards in Probability.

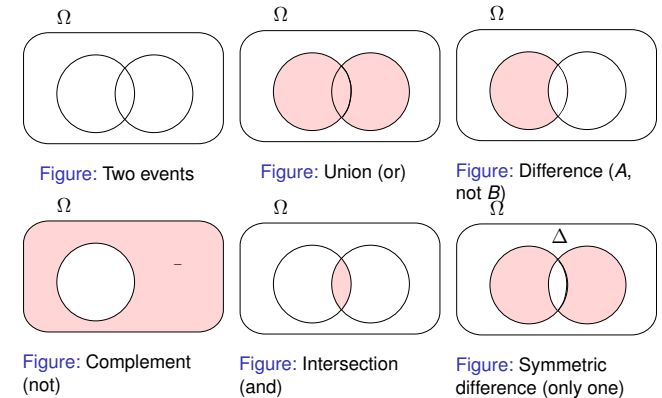
Events, Conditional Probability, Independence, Bayes' Rule

Probability Basics Review

Setup:

- ▶ Random Experiment.
Flip a fair coin twice.
- ▶ Probability Space.
 - ▶ **Sample Space:** Set of outcomes, Ω .
 $\Omega = \{HH, HT, TH, TT\}$
(Note: **Not** $\Omega = \{H, T\}$ with two picks!)
 - ▶ **Probability:** $Pr[\omega]$ for all $\omega \in \Omega$.
 $Pr[HH] = \dots = Pr[TT] = 1/4$
 1. $0 \leq Pr[\omega] \leq 1$.
 2. $\sum_{\omega \in \Omega} Pr[\omega] = 1$.

Set notation review



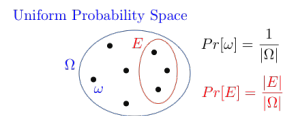
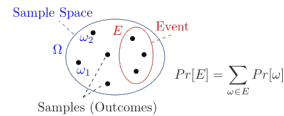
Probability of exactly one 'heads' in two coin flips?

Idea: Sum the probabilities of all the different outcomes that have exactly one 'heads': HT, TH .

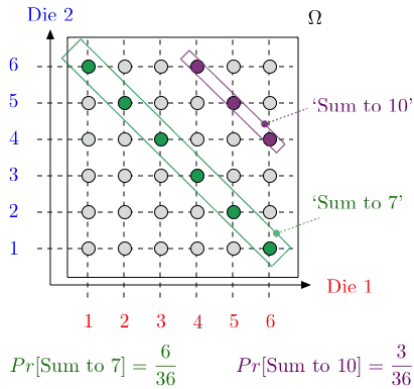
This leads to a definition!

Definition:

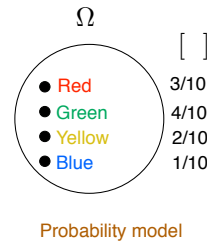

- ▶ An **event**, E , is a subset of outcomes: $E \subset \Omega$.
- ▶ The **probability of E** is defined as $Pr[E] = \sum_{\omega \in E} Pr[\omega]$.



Roll a red and a blue die.



Event: Example



$$\Omega = \{\text{Red, Green, Yellow, Blue}\}$$

$$Pr[\text{Red}] = \frac{3}{10}, Pr[\text{Green}] = \frac{4}{10}, \text{ etc.}$$

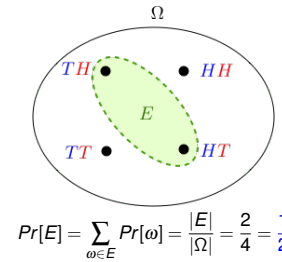
$$E = \{\text{Red, Green}\} \Rightarrow Pr[E] = \frac{3+4}{10} = \frac{3}{10} + \frac{4}{10} = Pr[\text{Red}] + Pr[\text{Green}].$$

Probability of exactly one heads in two coin flips?

Sample Space, $\Omega = \{HH, HT, TH, TT\}$.

Uniform probability space: $Pr[HH] = Pr[HT] = Pr[TH] = Pr[TT] = \frac{1}{4}$.

Event, E , "exactly one heads": $\{TH, HT\}$.



Example and Polls: 20 coin tosses.

20 coin tosses

Sample space: $\Omega = \text{set of 20 fair coin tosses.}$

$$\Omega = \{T, H\}^{20} \equiv \{0, 1\}^{20}; |\Omega| = 2^{20}.$$

What is more likely?

- (A) $\omega_1 := (1, 1, 1, 1, 1, 1, 1, 1, 1, 1, 1, 1, 1, 1, 1, 1, 1, 1, 1, 1)$, or
- (B) $\omega_2 := (1, 0, 1, 1, 0, 0, 0, 1, 0, 1, 0, 1, 1, 0, 1, 1, 1, 0, 0, 0)$?

What is more likely?

- (A) (E_1) Twenty Hs out of twenty, or
- (B) (E_2) Ten Hs out of twenty?

Example: 20 coin tosses.

20 coin tosses

Sample space: $\Omega = \text{set of 20 fair coin tosses.}$

$$\Omega = \{T, H\}^{20} \equiv \{0, 1\}^{20}; |\Omega| = 2^{20}.$$

▶ What is more likely?

- ▶ $\omega_1 := (1, 1, 1, 1, 1, 1, 1, 1, 1, 1, 1, 1, 1, 1, 1, 1, 1, 1, 1, 1)$, or
- ▶ $\omega_2 := (1, 0, 1, 1, 0, 0, 0, 1, 0, 1, 0, 1, 1, 0, 1, 1, 1, 0, 0, 0)$?

Answer: Both are equally likely: $Pr[\omega_1] = Pr[\omega_2] = \frac{1}{|\Omega|}$.

▶ What is more likely?

- (E_1) Twenty Hs out of twenty, or
- (E_2) Ten Hs out of twenty?

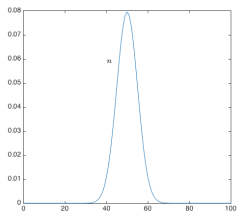
Answer: Ten Hs out of twenty.

Why? There are many sequences of 20 tosses with ten Hs; only one with twenty Hs. $\Rightarrow Pr[E_1] = \frac{1}{|\Omega|} \ll Pr[E_2] = \frac{|E_2|}{|\Omega|}$.

$$|E_2| = \binom{20}{10} = 184,756.$$

Probability of n heads in 100 coin tosses.

$$\Omega = \{H, T\}^{100}; |\Omega| = 2^{100}.$$



Event $E_n = 'n \text{ heads}'; |E_n| = \binom{100}{n}$

$$p_n := Pr[E_n] = \frac{|E_n|}{|\Omega|} = \frac{\binom{100}{n}}{2^{100}}$$

Observe:

- ▶ Concentration around mean:
Law of Large Numbers;
- ▶ Bell-shape: Central Limit Theorem.

Exactly 50 heads in 100 coin tosses.

Sample space: $\Omega = \text{set of 100 coin tosses} = \{H, T\}^{100}$.
 $|\Omega| = 2 \times 2 \times \dots \times 2 = 2^{100}$.

Uniform probability space: $Pr[\omega] = \frac{1}{2^{100}}$.

Event $E = "100 \text{ coin tosses with exactly 50 heads}"$

$|E|?$

Poll: (A) 100^{50}

(B) 2^{50} ,

(C) $\binom{50}{100}$

(D) $\binom{100}{50}$

(E) IDK - TBH.

(E) IDK - TBH.

Choose 50 positions out of 100 to be heads.

$|E| = \binom{100}{50}$.

$$Pr[E] = \frac{\binom{100}{50}}{2^{100}}.$$

Calculation.

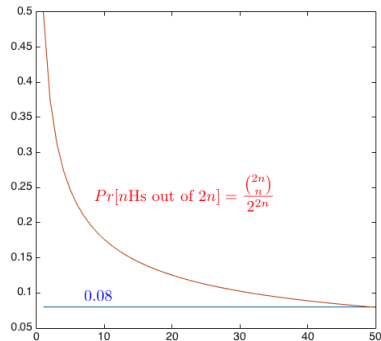
Stirling formula (for large n):

$$n! \approx \sqrt{2\pi n} \left(\frac{n}{e}\right)^n.$$

$$\binom{2n}{n} \approx \frac{\sqrt{4\pi n} (2n/e)^{2n}}{[\sqrt{2\pi n} (n/e)^n]^2} \approx \frac{4^n}{\sqrt{\pi n}}.$$

$$Pr[E] = \frac{|E|}{|\Omega|} = \frac{|E|}{2^{100}} = \frac{1}{\sqrt{\pi n}} = \frac{1}{\sqrt{50\pi}} \approx .08.$$

Exactly 50 heads in 100 coin tosses.



Summary.

1. Random Experiment
2. Probability Space: $\Omega; Pr[\omega] \in [0, 1]; \sum_{\omega} Pr[\omega] = 1$.
3. Uniform Probability Space: $Pr[\omega] = 1/|\Omega|$ for all $\omega \in \Omega$.
4. Event: "subset of outcomes." $A \subseteq \Omega$. $Pr[A] = \sum_{\omega \in A} Pr[\omega]$
5. Some calculations.